

E. NOGAS-ĆWIKIEL*, J. SUCHANICZ**

FABRICATION OF 0.95BaTiO₃-0.05Pb(Mg_{1/3}Nb_{2/3})O₃ CERAMICS BY CONVENTIONAL SOLID STATE REACTION METHOD

OTRZYMYWANIE CERAMIKI 0,95BaTiO₃-0,05 Pb(Mg_{1/3}Nb_{2/3})O₃ METODĄ KONWENCJONALNĄ

The possibility to obtain of ceramic solid solution between barium titanate and lead magnesium niobate by two-step sintering technique through conventional solid-state reaction method has been investigated. In the first step MgNb₂O₆ has been synthesized. In the second step 0.95BaTiO₃-0.05Pb(Mg_{1/3}Nb_{2/3})O₃ has been obtained using MgNb₂O₆, PbO and BaTiO₃. The two-step sintering technique is effective for the synthesized of 0.95BaTiO₃-0.05Pb(Mg_{1/3}Nb_{2/3})O₃ ceramics. Single-phase (pyrochlore-free) ceramics with perovskite phase were obtained.

Keywords: 0.95BaTiO₃-0.05Pb(Mg_{1/3}Nb_{2/3})O₃, barium titanate, BaTiO₃, lead magnesium niobate, Pb(Mg_{1/3}Nb_{2/3})O₃

Badano możliwość otrzymania ceramicznego roztworu stałego tytanianu baru i niobianu ołowiu magnezu metodą reakcji w fazie stałej. Ceramikę otrzymano dwuetapowo. W pierwszym etapie zsyntezowano MgNb₂O₆. W drugim etapie z MgNb₂O₆, PbO i BaTiO₃ otrzymano 0,95BaTiO₃-0,05Pb(Mg_{1/3}Nb_{2/3})O₃. Użyta metoda dwuetapowa okazała się skuteczna dla otrzymania ceramiki 0,95BaTiO₃-0,05Pb(Mg_{1/3}Nb_{2/3})O₃. Otrzymano jednofazową ceramikę o strukturze typu perowskitu, bez niepożądanego fazy pirochloru.

1. Introduction

The following article describes obtention of ceramic solid solution between barium titanate BaTiO₃ and lead magnesium niobate Pb(Mg_{1/3}Nb_{2/3})O₃ with the composition: 0.95BaTiO₃-0.05Pb(Mg_{1/3}Nb_{2/3})O₃. Barium titanate (BT) and lead magnesium niobate (PMN) ceramics have been investigated extensively, both from academic and commercial viewpoints. BaTiO₃ is a ferroelectric, whereas lead magnesium niobate is a lead-based relaxor material. Barium titanate is one of the most widely used ceramic materials in industry due to its excellent dielectric properties [1, 2, 3]. Also lead magnesium niobate is most widely studied because of its excellent dielectric and electrostrictive properties, which makes it very promising candidate for applications such as multilayer capacitors, sensors and actuators [4]. The ceramics solid solutions between BaTiO₃ and PMN are expected to be interesting materials. However there are scarce literature reports concerning its preparation. Such a ceramics is difficult to obtain.

2. Experimental procedure

Barium titanate-lead magnesium niobate ceramics 0.95BaTiO₃-0.05Pb(Mg_{1/3}Nb_{2/3})O₃ were prepared by two-step sintering technique through conventional solid-state reaction method. The major technological issue is the fact, that both

ceramics BaTiO₃ and Pb(Mg_{1/3}Nb_{2/3})O₃ require completely different synthesis and densification conditions. Traditionally, barium titanate is prepared by a solid-state reaction between BaCO₃ and TiO₂. Calcination requires high temperatures between 1350°C and 1400°C [5, 6]. Due to lead evaporation, ceramic Pb(Mg_{1/3}Nb_{2/3})O₃ is obtained in temperatures not higher than 1250°C, for a short time (up to two hours), with high speed of heating and cooling [7]. In such conditions it is not possible to prepare a dense BaTiO₃. Commercially BaTiO₃ (Inframat Advanced Materials) was used. The flowchart for the fabrication of 0.95BaTiO₃-0.05Pb(Mg_{1/3}Nb_{2/3})O₃ ceramics is shown in Fig. 1.

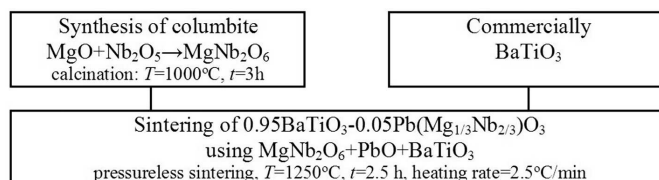


Fig. 1. Flowchart for the preparation of 0.95BaTiO₃-0.05Pb(Mg_{1/3}Nb_{2/3})O₃ ceramics

The main problem in fabrication of pure perovskite PMN ceramics is formation of the unwanted pyrochlore phase with low dielectric constant which decreases the dielectric and electromechanical performances of the resulting material. Swartz et al. [8] minimized the amount of the pyrochlore

* UNIVERSITY OF SILESIA, FACULTY OF COMPUTER SCIENCE AND MATERIALS SCIENCE, 2 ŚNIEŻNA STR., 41-200 SOSNOWIEC, POLAND

** PEDAGOGICAL UNIVERSITY OF CRACOW, INSTITUTE OF PHYSICS, 2 PODCHORĄŻYCH STR., 30-084 KRAKÓW, POLAND

phase using the so-called “columbite precursor method”. This route consists in the precalcining of a stoichiometric mixture of MgO and Nb₂O₅ in order to form MgNb₂O₆ (which has a columbite structure), which subsequently reacts with PbO. First magnesium oxide MgO (Fluka) and niobium pentoxide Nb₂O₅ (Aldrich) with 5% excess MgO were ball-milled in ethanol using zirconia balls for 12 h by Pulverisette 6 Planetary Mono Ball Mill (Fritsch). Rotational speed of milling chamber was 300 rpm. Dried powders were calcined at 1000°C for 3 h in an alumina crucible to form magnesium niobate MgNb₂O₆ (columbite). In the second step, the appropriate amount of barium titanate BaTiO₃ (Inframat Advanced Materials) and lead oxide PbO (Chempur) were weighed and mixed with magnesium niobate MgNb₂O₆ by ball milling in ethanol using zirconia balls for 24 h by Pulverisette 6 Planetary Mono Ball Mill (Fritsch). Rotational speed of milling chamber was 300 rpm. 3 mol% excess of PbO was added. The obtained powders are uniaxially pressed into disk samples with a diameter of 10 mm and a thickness of 1 mm. Polyvinyl alcohol was used as binder.

The samples were pressureless sintered in sealed alumina crucibles at 1250°C for 2.5 h with a heating rate of 2.5°C/min, and then furnace cooled. PbO volatilization during sintering was minimized by surrounding each pellet with “atmosphere powder” of chemical composition 80vol% 0.95BaTiO₃-0.05Pb(Mg_{1/3}Nb_{2/3})O₃ and 20vol% PbO.

3. Results and discussion

The morphology of fresh fracture surfaces were studied by scanning electron microscopy HITACHI S-4700. The microstructure is fine-grained with polyhedral grains (Fig. 2). An energy dispersive X-ray spectroscopy (EDS) attached to the SEM was used to analyze chemical compositions. Five areas of 60 μm × 45 μm were EDS-analyzed. The small deviations from theoretical composition of 0.95BaTiO₃-0.05Pb(Mg_{1/3}Nb_{2/3})O₃ have occurred but they do not exceed a value of ±3% what is consistent with resolution of the utilized method of investigation.




Fig. 2. Microstructure of fresh fracture surfaces of 0.95BaTiO₃-0.05Pb(Mg_{1/3}Nb_{2/3})O₃ ceramics sintered at 1250°C for 2.5 h

The bulk density was measured using the Archimedes’ method. Bulk density of sintered 0.95BaTiO₃-0.05Pb(Mg_{1/3}Nb_{2/3})O₃ pellets was 5560 kg/m³. Density of used BaTiO₃ (Inframat Advanced Materials) is 5850 kg/m³, according to literature density of PMN is 6670 to 7610 kg/m³ [7].

The sintered 0.95BaTiO₃-0.05Pb(Mg_{1/3}Nb_{2/3})O₃ ceramics were examined by XRD using Philips X’Pert APD diffrac-

tometer with CuKα radiation. Because this is a new material it don’t own a template. The ICSD-67520 card for BaTiO₃ have been used. The major peak (222) of Pb₃Nb₄O₁₃ pyrochlore phase at 2θ = 29.2° is not found. Single-phase ceramics with tetragonal *P4mm* structure were obtained (Fig. 3). Lattice parameters are: *a* = 0.40074 nm, *b* = 0.40074, *c* = 0.40122 nm.

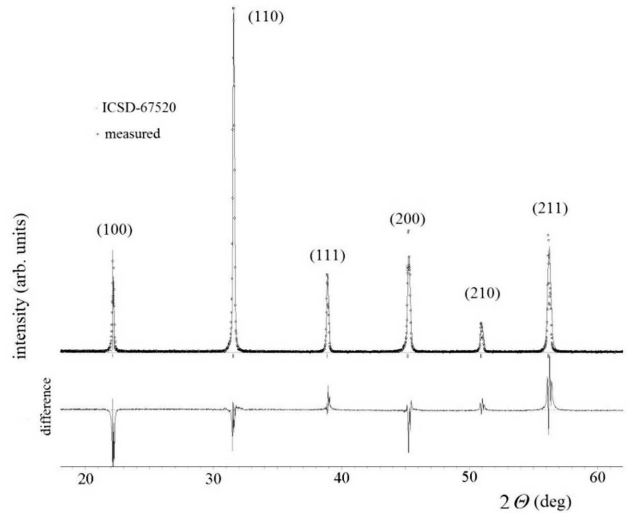


Fig. 3. The XRD profile of 0.95BaTiO₃-0.05Pb(Mg_{1/3}Nb_{2/3})O₃ ceramics sintered at 1250°C for 2.5 h

The dielectric properties were investigated as functions of temperature (from 40°C to 150°C) and frequency (from *f* = 0.1 kHz to 200 kHz). Results of investigations of dielectric permittivity vs. temperature are presented in Fig.4. The temperature of maximum of dielectric permittivity amount to 85°C (for *f* = 1 kHz). The Curie point of BaTiO₃ is 120°C [2]. An 5% amount of Pb(Mg_{1/3}Nb_{2/3})O₃ leads to the decrease of temperature of maximum of dielectric permittivity at 35°C.

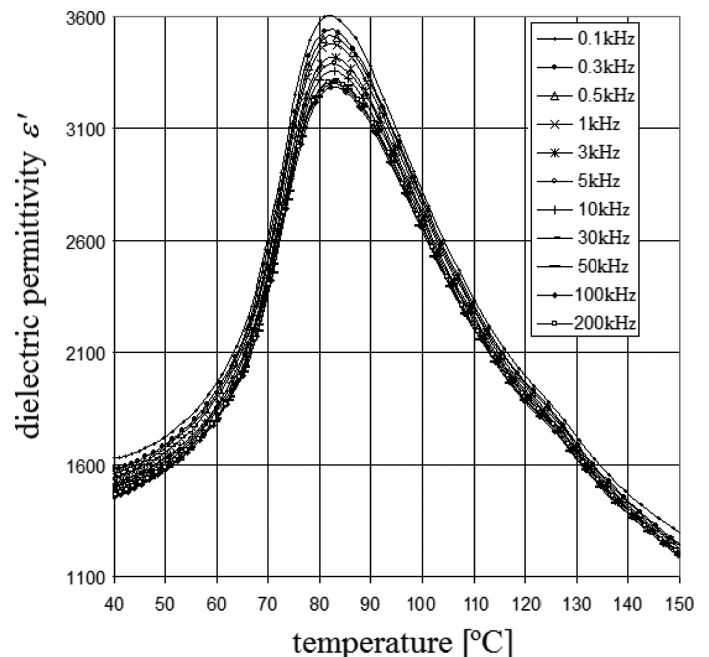


Fig. 4. Temperature dependences of dielectric permittivity of 0.95BaTiO₃-0.05Pb(Mg_{1/3}Nb_{2/3})O₃ ceramics sintered at 1250°C for 2.5 h (on cooling)

4. Conclusion

This paper reports the successful synthesis of a single-phase (pyrochlore-free) $0.95\text{BaTiO}_3\text{-}0.05\text{Pb}(\text{Mg}_{1/3}\text{Nb}_{2/3})\text{O}_3$ ceramics. The ceramics solid solutions between barium titanate and lead magnesium niobate were prepared by two-steps sintering technique through conventional solid-state reaction method. In the first step MgNb_2O_6 (which has a columbite structure) has been synthesized. In the second step BaTiO_3 , PbO and MgNb_2O_6 powders are used to obtain $0.95\text{BaTiO}_3\text{-}0.05\text{Pb}(\text{Mg}_{1/3}\text{Nb}_{2/3})\text{O}_3$. Tests of chemical composition confirmed the qualitative and quantitative chemical composition of ceramics. Single-phase ceramics with perovskite phase were obtained. It has been found that the two-step sintering technique is effective for the synthesized of $0.95\text{BaTiO}_3\text{-}0.05\text{Pb}(\text{Mg}_{1/3}\text{Nb}_{2/3})\text{O}_3$ ceramics.

Acknowledgements

This work has been supported by the Ministry of Science and Higher Education of Poland (Grant No. 2012/05/B/ST5/00371).

REFERENCES

- [1] Y. Dang - Hyok, Journal of Ceramic Processing Research **7**, 343 (2006).
- [2] M.M. Vijatović, J.D. Bobić, B.D. Stojanović, Science of Sintering **40**, 235 (2008).
- [3] K. Ćwikiel, E. Nogas - Ćwikiel, Phase Transitions **80**, 141 (2007).
- [4] R. Skulski, D. Bochenek, P. Wawrzęta, Archives of Metallurgy and Materials **56**, 1051 (2011).
- [5] K. Okazaki, Ceramic engineering for dielectrics, Энергия, Moskwa 1976.
- [6] C. Miclea, C. Tanasoiu, I. Spanulescu, C.F. Miclea, A. Gheorghiu, L. Amarande, M. Cioanher, C.T. Miclea, Romanian Journal of Information Science and Technology **10**, 335 (2007).
- [7] L. Yi-Cheng, C. Jen-Hsien, Ceramics International **30**, 17 (2004).
- [8] S.L. Swartz, T.R. Shrout, W.A. Schulze, L.E. Cross, Journal of the American Ceramic Society **67**, 311 (1984).